



KIDZBEE™
Explore It **PLAY**

Index

1 Introduction



Page No 02-04

Page No 07-19



Multiplay Stations


2

3 Junior Play Stations



Page No 21-24

Page No 26-28



Web Scramblers

4

5 Swings



Page No 30-31

Page No 33-34



Slides

6

7 See Saw



Page No 36-37


Page No 38-40



Merry Go Round

8

9 Climbers



Page No 42-49

Page No 51-53



Spring Riders

10

11 Garden Deccors



Page No 55-57

Page No 59-64



Outdoor Fitness

12

OUR VISION

"To inspire boundless play and imagination, fostering joyful experiences and healthy development for children worldwide."

Purpose

Our purpose is to design, manufacture, and distribute innovative play equipment that promotes physical activity, social interaction, and cognitive development among children of all ages and abilities.

Values **Creativity**

We believe in the power of creativity to drive innovation and design solutions that spark imagination.

Safety

Safety is our top priority. We are committed to producing play equipment that meets the highest safety standards, ensuring children can play freely without risk.

Quality

We are dedicated to excellence in craftsmanship, using durable materials and rigorous testing to ensure the longevity and reliability of our products.

Goals **Innovate**

Continuously innovate and expand our product line to offer cutting-edge play solutions that meet the evolving needs of children and communities.

Educate

Educate parents, educators, and communities about the importance of play in child development and advocate for the integration of play into learning environments.

Empower

Empower children to unleash their full potential through play, nurturing their physical, social, and cognitive development.

OUR MISSION

"At **Kidzbee**, our mission is to spark joy and imagination in children's lives through innovative and safe play equipment. We strive to create environments where children can learn, grow, and create unforgettable memories, fostering physical activity, social interaction, and cognitive development. With a commitment to quality, creativity, and safety, we aim to be the trusted partner for families, schools, and communities worldwide in providing exceptional play experiences that inspire laughter, learning, and lifelong adventures."



FROM THE FOUNDER'S DESK

My journey in the field of Kids Play Equipment began 15 years ago. On the strengths of relevant background and rich experience in the manufacturing, marketing and strategizing skills, my dream of growing beyond the comfort zone and to offer unique products has made me think on a broader perspective. The Play Equipment Industry has undergone a paradigm shift. The demand and pattern of the market has changed and so has my aspirations. Customization has become a keystone in growth and development as clients with diverse needs demand distinctive product features.

The Play Equipment Industry has undergone a paradigm shift. The demand and pattern of the market has changed and so has my aspirations. Customization has become a keystone in growth and development as clients with diverse needs demand distinctive product features.

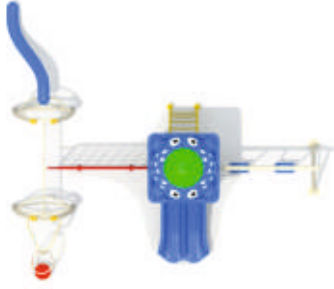
Today at **KIDZBEE PLAY**, We believe that success comes from our persistent focus on shared vision, innovation and timely execution. Our team comprises of Expert Engineers, Designers, Quality Inspectors and dedicated Sales Individuals. The vision of expanding our business has driven us to think more dynamically. We want to be a part of every toddlers childhood memories

We look forward to redefine, innovate and execute premium quality products and efficient services through our committed team work and develop encouraging business relationships with our customers, associates and end users.

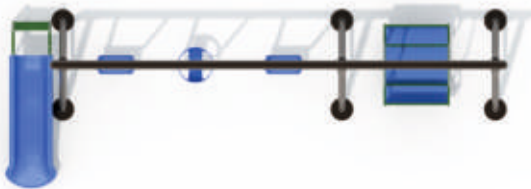
**-KALPESH PANCHAL
FOUNDER & CEO**








KB - MPS - 02A
Equipment Size:
L-27.3 x W-22.4 x H-12.5 Ft



KB - MPS - 01A
Equipment Size:
L-24.76 x W-8.7 x H-6.56 Ft




KB - MPS - 04A

Equipment Size:
L-32 x W-17 x H-13 Ft
Safe Play Area:
L-35 x W -16 Ft


KB - MPS - 05

Equipment Size:
L-20.33 x W-12 x H-12.66 Ft
Safe Play Area:
L-23.66 x W-13.66 Ft






KB - MPS - 25A
 Equipment Size:
 L-27 x W-24 x H-16.8 Ft



KB - MPS - 26
 Equipment Size:
 L-38.33 x W-21.2 x H-12.66 Ft
 Safe Play Area:
 L-41.66 x W-21.66 Ft





KB - MPS - 03C
 Equipment Size:
 L-14.83 x W-14.60 x H-10.5 Ft


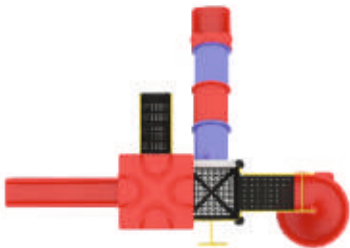


KB - MPS - 03D
 Equipment Size:
 L-13.52 x W-6.49 x H-9.84 Ft





KB - MPS - 08-A
 Equipment Size:
 L-28.11 x W-10.8 x H-12.66 Ft
 Safe Play Area:
 L-31 x W-13



KB - MPS - 09A
 Equipment Size:
 L-23.8 x W-16.3 x H-11.5 Ft



KB - MPS - 12

Equipment Size:
L-28.6 x W-14.3 x H-12.66 Ft
Safe Play Area:
L-29 W-17 Ft


KB - MPS - 16

Equipment Size:
L-31.2 x W-24.1 x H-12.66 Ft
Safe Play Area:
L-34 x W-25.66 Ft





KB - MPS - 019A
Equipment Size:
L-23 x W-11.15 x H-10.5 Ft



KB - MPS - 21A
Equipment Size:
L-28.6 x W-12.4 x H-16.8 Ft





KB - MPS - 22A
Equipment Size:
L-24.7 x W-21.9 x H-16.10 Ft




KB - MPS - 09
Equipment size:
L-20.5 x W-15 x H-12.66 Ft
Safe Play Area:
L-24 x W-18.33 Ft


KB - MPS - 28


Equipment Size:
L-50 x W-20 10 x H-19 Ft
Safe Play Area:
L-53.33 x W-23.33 Ft


KB - MPS-25A

Equipment size:
L-27 x W-24 x H-16.8 Ft




KB - MPS - 33
 Equipment Size:
 L-23.11 x W-17 x H-14 Ft
 Safe Play Area:
 L-26.11 x W-20 Ft

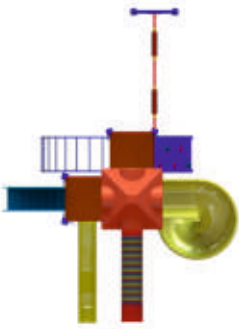


KB-MPS-24A
 Equipment size:
 L-21.1 x W-24.11 x H-16.8 Ft






KB - FRP - MPS - 06
 Equipment Size:
 L- 18 x W- 16 ft
 Safe Play Area:
 L- 22 x W- 20 ft

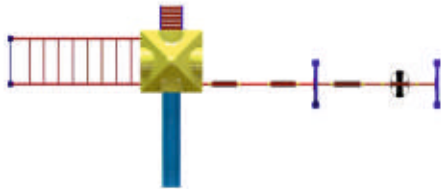


KB - FRP - MPS - 07
 Equipment Size:
 L- 17 x W- 25 ft
 Safe Play Area:
 L- 20 x W- 28 ft



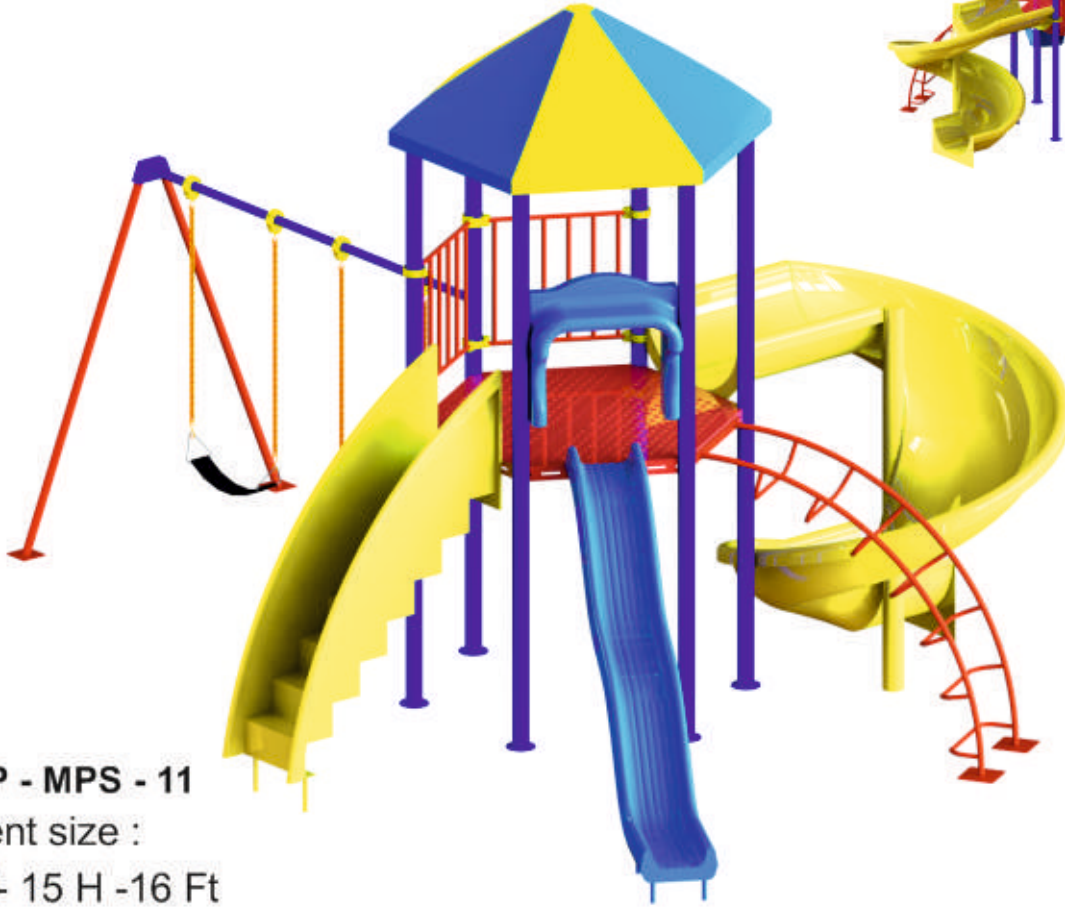


KB - FRP - MPS - 05
 Equipment Size:
 L- 27x W- 21 ft
 Safe Play Area:
 L- 30 x W- 25 ft

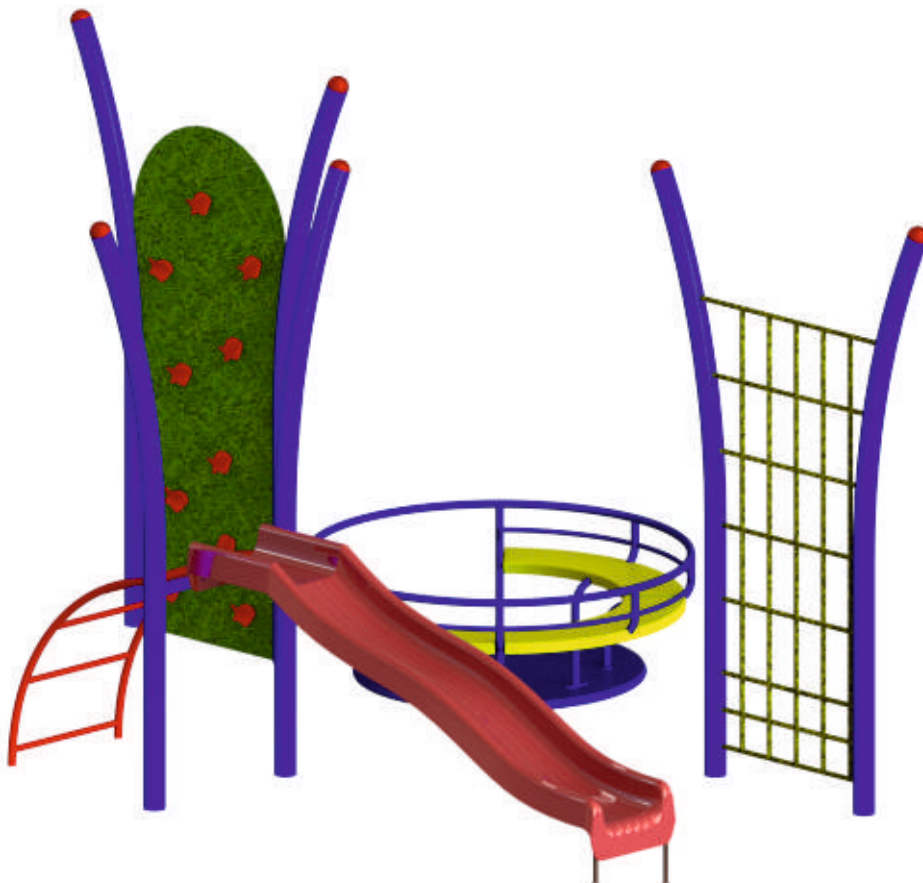


KB - FRP - MPS - 10
 Equipment Size:
 L- 34 x W- 16 ft
 Safe Play Area:
 L- 37 x W- 20 ft





KB - FRP - MPS - 11
 Equipment size :
 L - 24 W- 15 H -16 Ft



KB - Play Trigo
 Equipment Size:
 L- 10 x W- 15 ft
 Safe Play Area:
 L- 13 x W- 20 ft





KB-JPS-01

Equipment size:
L-9.5 x W-11.2 x H-14 Ft



KB - JPS - 03

Equipment Size:
L-16.5 x W-10.5 x H-14 Ft




KB - JPS - 04
 Equipment Size:
 L-16.5 x W-14.5 x H-14 Ft



KB-JPS-06
 Equipment size:
 L-26 x W-12.8 x H-14 Ft






KB-JPS-07
Equipment size:
L-8 x W-4 x H-10 Ft



KB-JPS-10
Equipment size:
L-10 x W-8 x H-12 Ft





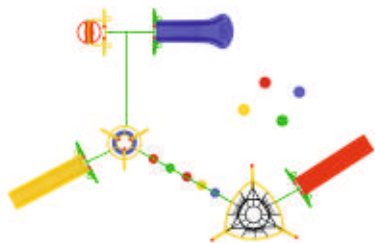
KB-JPS-13
 Equipment size:
 L-10 x W-9.5 x H-10 Ft



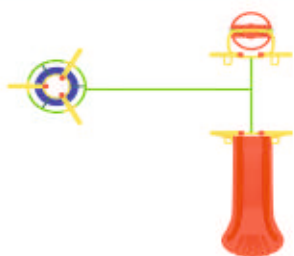
KB-JPS-14
 Equipment size:
 L-16.5 x W-12 x H-12 Ft







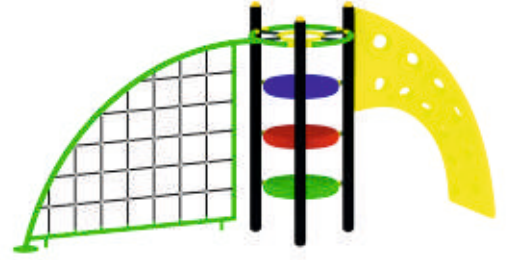
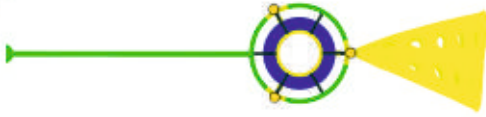


KB - WSC - 01
 Equipment Size:
 Circular Area of 27 Ft
 Safe Play Area:
 Circular Area of 30 Ft

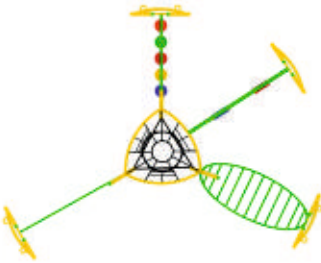
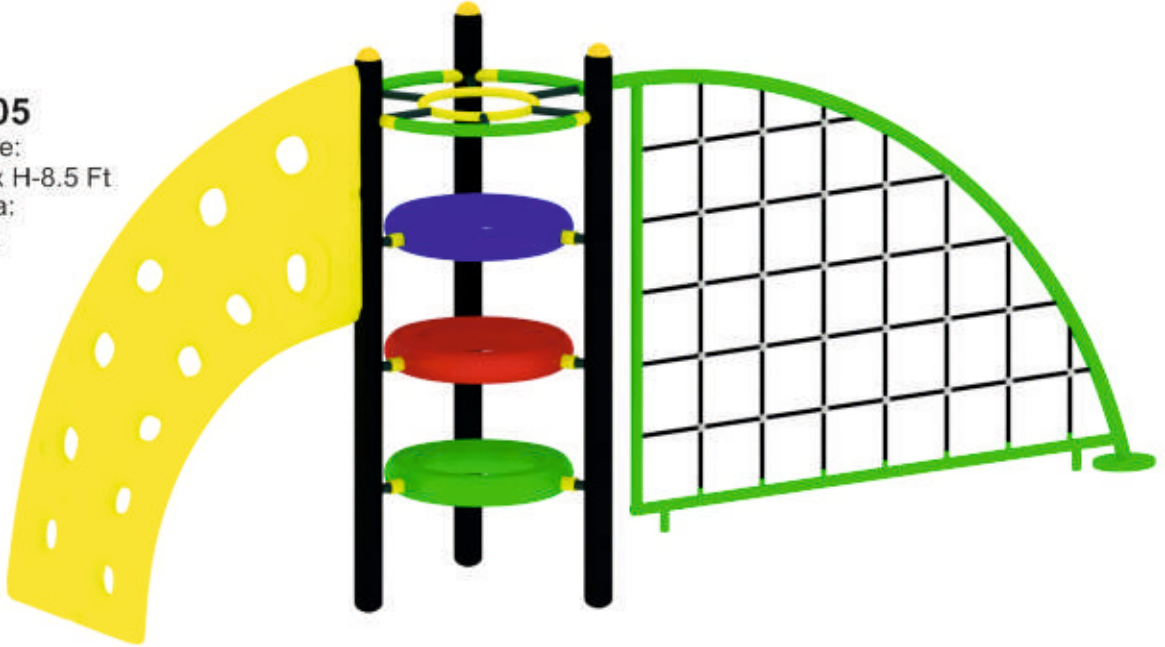


KB-WSC-03
 Equipment size:
 L-16.40 x W-13.10 x H-9.80 Ft
 Safe Play Area:
 L-19 x W-15 Ft





KB-WSC-05


Equipment size:
L-17.4 x W-4 x H-8.5 Ft.
Safe Play Area:
L-19 x W-7 Ft.


KB-WSC-07

Equipment size:
D-25 x H-8.5 Ft.
Safe Play Area:
D-28



KB - WSC - 12
 Equipment Size:
 L-42 x W-30 x H-8.5 Ft
 Safe Play Area:
 L-45 x W-33 Ft



KB - WSC - 13
 Equipment Size:
 L-36 x W-30 x H-14 Ft
 Safe Play Area:
 L-39 x W-33 Ft







◀ **KB SW 01**
Double Arch Swing
 Equipment Area
 L-8.5 x W-4 ft
 Safe Play Area
 L-10 x W-10 ft

KB SW 02 ▶
Double Post Swing
 Equipment Area
 L-8.5 x W-4 ft
 Safe Play Area
 L-10 x W-10 ft



◀ **KB SW 03**
Double Swing
 Equipment Area
 L-8.5 x W-5 ft
 Safe Play Area
 L-10 x W-10 ft

KB SW 04 ▶
Double Swing With Toddler Seat
 Equipment Area
 L-8.5 x W-5 ft
 Safe Play Area
 L-10 x W-10 ft



KB SW 05 ▶
**Double Post Swing With
 Mother Child Seat**
 Equipment Area
 L-8.5 x W-5 ft
 Safe Play Area
 L-10 x W-10 ft



◀ **KB SW 06**
Rainbow Swing
 Equipment Area
 L-8.5 x W-5 ft
 Safe Play Area
 L-10 x W-10 ft



KB SW 07 ▶
4 Seater Swing
 Equipment Area
 L-8.5 x W-5 ft
 Safe Play Area
 L-10 x W-10 ft



◀ **KB SW 08**
Triple Swing
 Equipment Area
 L-13 x W-5 ft
 Safe Play Area
 L-15 x W-10 ft



KB - SDB - 01 ▶
Wave Slide

Size: L-12 x W-2.3 x H-8 Ft
 Safe Play Area: L-14 x W-4 Ft
 Platform Height: 5 Ft

KB - SD - 02 ▶
Wave Slide

Size: L-12 x W-2.3 x H-7 Ft
 Safe Play Area: L-14 x W-4 Ft
 Platform Height: 4 Ft

KB - SDS - 02 ▶
Wave Slide

Size: L-8.5 x W-2.3 x H-5 Ft
 Safe Play Area: L-11.5 x W-4 Ft
 Platform Height: 3 Ft


◀ KB - SD - 03
Double Wave Slide

Size: L-12 x W-3.7 x H-7 Ft
 Safe Play Area: L-14 x W-4.7 Ft
 Platform Height: 4.9 Ft

◀ KB - SDS - 03
Double Wave Slide

Size: L-8.5 x W-3.7 x H-5 Ft
 Safe Play Area: L-11.5 x W-4.7 Ft
 Platform Height: 3 Ft


KB - SD - 07 ▶
Curve Slide

Platform Height : 7 ft
 L-20 x W-5.5 x H- 11.5 ft

◀ KB - SD - 08
Triple Slide

Platform Height : 7 ft
 L-26.5 x W-12.5 x H- 12 ft





◀ **KB - SD - 06**

Spiral Slide

Size: L-11.8 x W-4.2 x H-6.9 Ft
 Safe Play Area: L-15 x W-7.2
 Platform Height: 5 Ft

◀ **KB - SDS - 06**

Spiral Slide

Size: L-9.8 x W-4.2 x H-4.9 Ft
 Safe Play Area: L-12 x W-7 Ft
 Platform Height: 4 Ft

▶ **KB - SD - 06A**

Spiral Slide

L-13 x W-5 x H- 6 ft
 Safe Play Area : L- 16 ft
 Platform Height: 4 ft



▶ **KB - SD - 06D**

Spiral Slide

L-15 x W-6.5 x H- 9.5 ft
 Safe Play Area : L- 18 X W-9.2 ft
 Platform Height: 7 ft

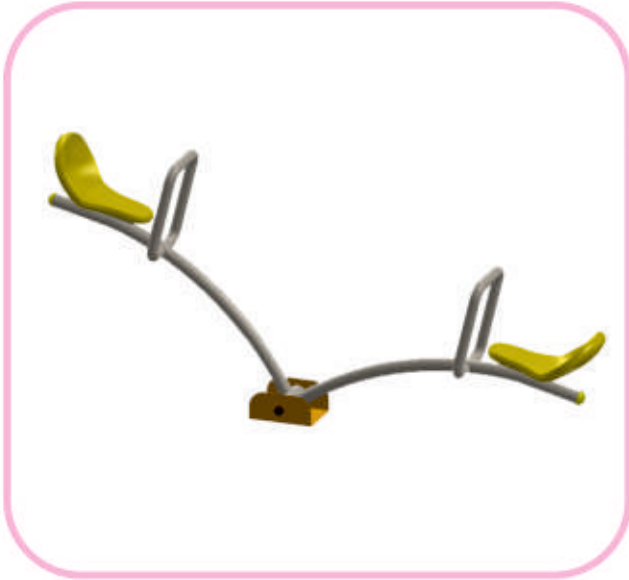
▶ **KB - D-05**

Tunnel Spiral Slide

L-15.2 x W-8.10 x H-8.5 Ft
 Platform Height: 5 Ft








◀ **KB SS 01**
Rainbow See-Saw
 Equipment Area
 L-6 x W-2.5 ft
 Safe Play Area
 L-8 x W-5 ft

KB SS 02 ▶
Multi Seater See-Saw
 Equipment Area
 L-8 x W-2.5 ft
 Safe Play Area
 L-10 x W-5 ft



◀ **KB SS 03**
Horse See-Saw
 Equipment Area
 L-6 x W-2.5 ft
 Safe Play Area
 L-8 x W-5 ft

KB SS 04 ▶
Jr. Double See-Saw
 Equipment Area
 L-6.6 x W-4 ft
 Safe Play Area
 L-10 x W-6 ft




KB SS 05 ▶
Junior See-Saw
 Equipment Area
 L-6 x W-2 ft
 Safe Play Area
 L-8 x W-4 ft



◀ KB SS 06
Sea Horse See-Saw
 Equipment Area
 L-6 x W-2 ft
 Safe Play Area
 L-8 x W-4 ft

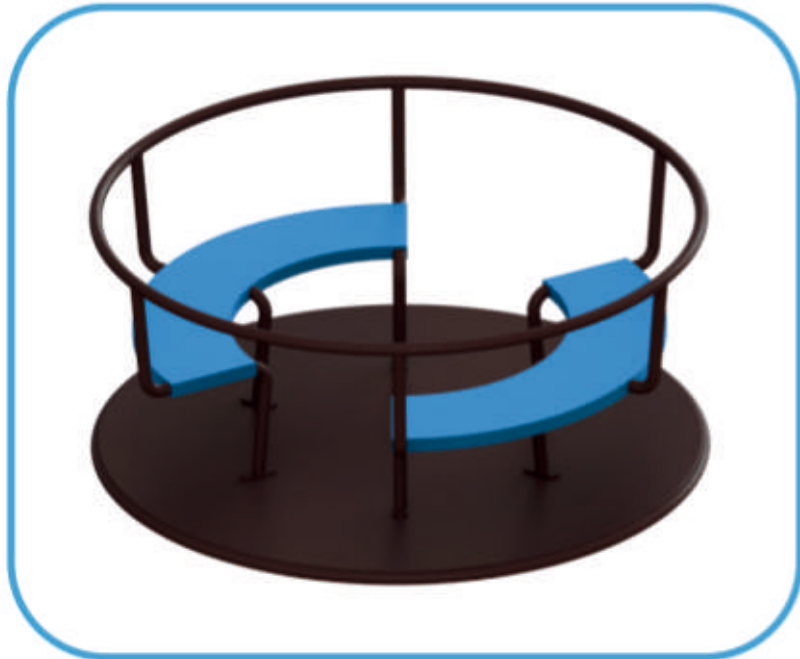
KB SS 07 ▶
Doggy See-Saw
 Equipment Area
 L-6 x W-2 ft
 Safe Play Area
 L-8 x W-4 ft



◀ KB SS 08
Duck See-Saw
 Equipment Area
 L-6 x W-2 ft
 Safe Play Area
 L-8 x W-4 ft




KB MGR 01 ▶
Horse MGR
 Diameter 4 ft
 Safe Play Area
 Diameter 7 ft



◀ **KB MGR 02**
Seating MGR
 Diameter 5 ft
 Safe Play Area
 Diameter 8 ft

KB MGR 03 ▶
Platform MGR
 Diameter 5 ft
 Safe Play Area
 Diameter 8 ft






◀ **KB MGR 04**
Four Seater MGR
Diameter 5 ft
Safe Play Area
Diameter 8 ft

KB MGR 05 ▶
Cage MGR
Diameter 3 ft
Safe Play Area
Diameter 6 ft



◀ **KB MGR 06**
Duck MGR
Diameter 5 ft
Safe Play Area
Diameter 8 ft

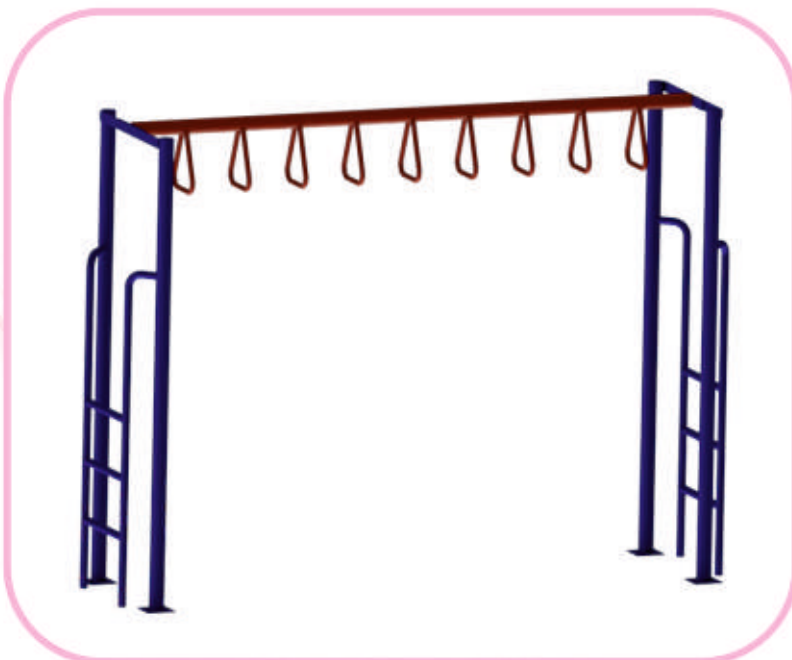




◀ **KB CL 01**
Net Climber
 Equipment Size
 L-7 x W-7.5 ft
 Safe Play Area
 L-10 x W-6 ft



KB CL 02 ▶
Monkey Climber
 Equipment Size
 L-7 x W-3 ft
 Safe Play Area
 L-10 x W-9 ft



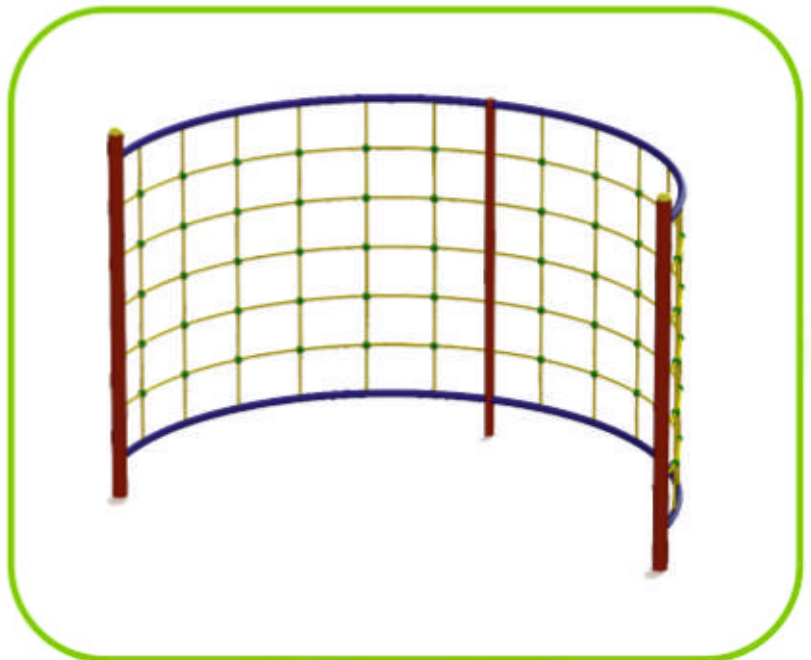
◀ **KB CL 03**
Loop Climber
 Equipment Size
 L-10 x W-3 ft
 Safe Play Area
 L-15 x W-9 ft


KB CL 04 ▶
Orbital Climber
 Equipment Size
 L-10 x W-2.5 ft
 Safe Play Area
 L-15 x W-9 ft



◀ KB CL 05
Circular Scrambler
 Diameter 12 ft
 Safe Play Area
 Diameter 15 ft

KB CL 06 ▶
Round Net Climber
 Equipment Size
 L-10 x W-6 ft
 Safe Play Area
 L-12 x W-12 ft






◀ **KB CL - 07**
Wave Climber
 Equipment Size
 L-14 x W-2.5 ft
 Safe Play Area
 L-20 x W-8 ft




KB CL - 08 ▶
Triple Climber
 Equipment Size
 L-10 x W-4 ft
 Safe Play Area
 L-16 x W-10 ft




◀ **KB CL - 09**
Rainbow Climber
 Equipment Size
 L-10 x W-3 ft
 Safe Play Area
 L-15 x W-9 ft


KB CL - 10 ▶
AB Climbers
 Equipment Size
 L-12 x W-2 ft
 Safe Play Area
 L-15 x W-5 ft



◀ **KB CL - 11**
Disc Challenger
 Equipment Size
 L-8 x W-3 ft
 Safe Play Area
 L-12 x W-9 ft

KB CL - 12 ▶
Cone Climber
 Diameter 6 ft
 Safe Play Area
 Diameter 9 ft





◀ **KB CL - 13**
Den Climber
Equipment Size
L-7 x W-7 ft
Safe Play Area
L-10 x W-10 ft

KB CL - 14 ▶
Combination Climber
Equipment Size
L-15 x W-7 ft
Safe Play Area
L-18 x W-10 ft



◀ **KB CL - 15**
Monkey Climber With Steps
Equipment Size
L-10 x W-3 ft
Safe Play Area
L-15 x W-9 ft

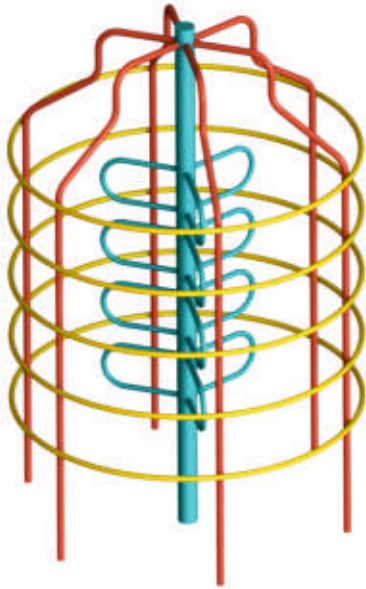
KB CL - 16 ▶
Criss Cross Climber
Equipment Size
L-6 x W-6 ft
Safe Play Area
L-9 x W-9 ft



◀ KB CL - 17
Balancing Beam
Equipment Size
L-13 x W-1 ft
Safe Play Area
L-15 x W-5 ft


KB CL - 18 ▶
Curve Loop Ring
Equipment Size
L-8 x W-6 ft
Safe Play Area
L-12 x W-9 ft





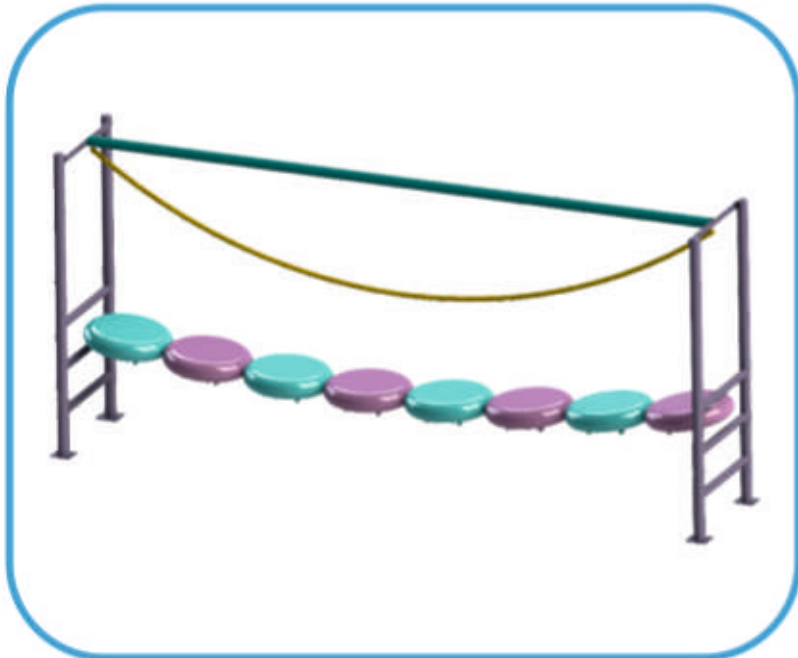
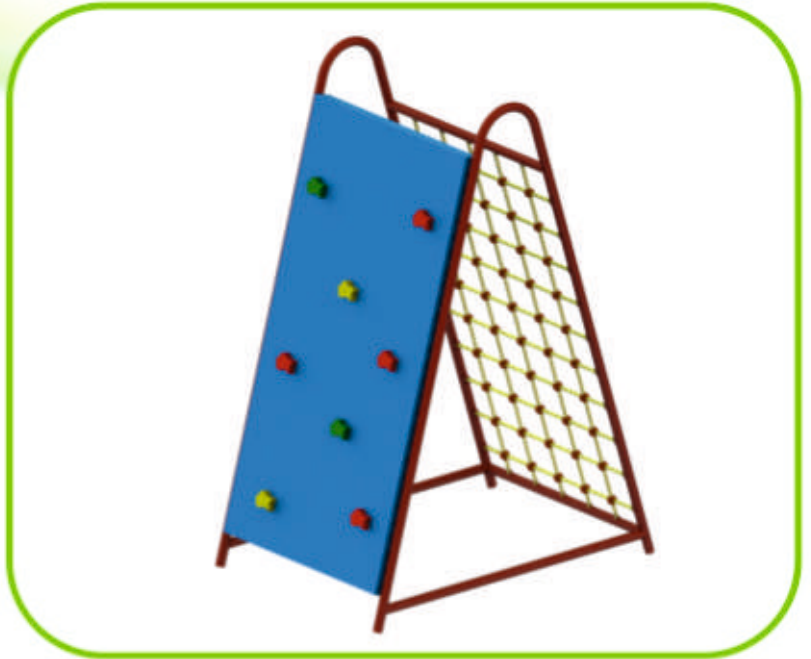
◀ **KB CL - 19**
Turbo Tower
 Equipment Size
 L-6 x W-6 ft
 Safe Play Area
 L-10 x W-10 ft

KB CL - 20 ▶
Twin Climber
 Equipment Size
 L-6 x W-3 ft
 Safe Play Area
 L-9 x W-9 ft



◀ **KB CL - 21**
S Bridge Ladder
 Equipment Size
 L-15 x W-8 ft
 Safe Play Area
 L-20 x W-15 ft

KB CL - 22 ▶
Net Rock Climber
 Equipment Size
 L-7 x W-4 ft
 Safe Play Area
 L-10 x W-8 ft



◀ **KB CL - 23**
Balancing Bridge
 Equipment Size
 L-18 x W-4 ft
 Safe Play Area
 L-22 x W-8 ft

KB CL - 24 ▼
Complex Climber
 Equipment Size
 L-44 x W-4 ft
 Safe Play Area
 L-50 x W-10 ft





KB SR - 03 ▶
Bike Rocker



◀ KB SR - 14
JCB Rocker



KB SR - 15 ▶
Elephant Rocker



◀ KB SR - 18
Goldfish Rocker



◀ KB SR - 17
Dinosaur Rocker
(Double Seater)

▶ KB SR - 02
Tiger Rocker



▶ KB SR - 13
Frog Rocker

▶ KB SR - 12
Duck Rider



KB SR - 06 ▶
Puppy Rocker



◀ **KB SR - 19**
Jeep Rocker

KB SR - 16 ▶
Spaceship Rocker



◀ **KB SR - 04**
Horse Rocker



KB - LUXURY SWING - 001 ▶

Product Area: 9.2 ft x 6.5 ft
Safe Play Area: 13.2 ft x 10.3 ft


◀ **KB - DELUXE SWING - 002**

Product Area: 9.2 ft x 6.5 ft
Safe Play Area: 13.5 ft x 10.5 ft


KB - V.I.P. BENCH - 003 ▶

Product Area: 4 ft x 2 ft
Safe Play Area: 8 ft x 6 ft


◀ **KB - MAESTRO BENCH - 004**

Product Area: 4 ft x 2 ft
Safe Play Area: 8 ft x 6 ft



◀ **KB - IMPERIAL BENCH - 005**

Product Area: 4 ft x 2 ft

Safe Play Area: 8 ft x 6 ft

KB - MAJESTIC BENCH - 006 ▶

Product Area: 4 ft x 2 ft

Safe Play Area: 8 ft x 6 ft



◀ **KB - GREEN BENCH - 007**

Product Area: 4 ft x 2 ft

Safe Play Area: 8 ft x 6 ft

KB - SLEEK BENCH - 008 ▶

Product Area: 4 ft x 2 ft

Safe Play Area: 8 ft x 6 ft




▼ PENGUIN BIN

Product Area Diameter 1.3 ft
Capacity : 68 Ltrs


▼ FROG BIN

Product Area Diameter 2 ft
Capacity : 84 Ltrs


▼ TRUNK BIN

Product Area Diameter 1.3 ft
Capacity : 75 Ltrs


▼ JOKER BIN

Product Area Diameter 1.3 ft
Capacity : 75 Ltrs


▼ PUPPY BIN

Product Area Diameter 1.3 ft
Capacity : 68 Ltrs


▼ ICECREAM BIN

Product Area Diameter 1.3 ft
Capacity : 40 Ltrs





KB - Stepper - 001 ▶
Equipment Size 5 x 2 ft
Safe Play Area 6 x 4 ft



◀ **KB - Walker - 002**
Equipment Size 4.8 x 2.1 ft
Safe Play Area 6 x 4 ft

KB - Rower - 003 ▶
Equipment Size 5 x 3 ft
Safe Play Area 6 x 4 ft



◀ **KB - Leg Press - 004**
Equipment Size 3.8 x 1.9 ft
Safe Play Area 6 x 4 ft



◀ **KB - Leg Press Double - 005**
 Equipment Size 6.6 x 2 ft
 Safe Play Area 10 x 4 ft

KB - Pendulum - 006 ▶
 Equipment Size 3.7 x 2.6 ft
 Safe Play Area 7 x 4 ft



◀ **KB - Chest Press - 007**
 Equipment Size 3.7 x 2.9 ft
 Safe Play Area 6 x 5 ft

KB - Shoulder Press - 008 ▶
 Equipment Size 3.7 x 2.4 ft
 Safe Play Area 6 x 5 ft



**KB - Chest Press
& Shoulder Press - 009** ▶
Equipment Size 6.2 x 2.8 ft
Safe Play Area 9 x 5 ft



◀ **KB - Shoulder Press Double - 010**
Equipment Size 6.2 x 2.2 ft
Safe Play Area 9 x 5 ft

KB - Chest Press Double - 011 ▶
Equipment Size 6.1 x 2.8 ft
Safe Play Area 9 x 5 ft



◀ **KB - Cycle - 012**
Equipment Size 3.2 x 2.2 ft
Safe Play Area 5 x 4 ft



◀ **KB - Rower Cum Walker
Cum Parallel Bar - 013**
Equipment Size 11.2 x 3 ft
Safe Play Area 15 x 6 ft

**KB - Rower Cum Walker
Cum Pendulum - 014** ▶
Equipment Size 10.2 x 3.8 ft
Safe Play Area 15 x 6 ft



KB - 1 Seating Twister - 016 ▶
Equipment Size 3.8 x 2 ft
Safe Play Area 5 x 4 ft

◀ **KB - Twister
1 Seating + 2 Standing Twister - 015**
Equipment Size 5 x 5 ft
Safe Play Area 8.10 x 8.8 ft



KB - Parallel Bar - 017 ▶
 Equipment Size 4.5 x 2 ft
 Safe Play Area 6 x 4 ft



◀ **KB - Tai Chi Cum
 Standing Twister - 018**
 Equipment Size 5.3 x 3.3 ft
 Safe Play Area 8 x 4 ft

**KB - Tai Chi Cum
 Shoulder Twirl - 19** ▶
 Equipment Size 4.2 x 3.3 ft
 Safe Play Area 8 x 5 ft



◀ **KB - Tai Chi - 020**
 Equipment Size 3.4 x 2.5 ft
 Safe Play Area 5 x 4 ft



◀ **KB - 3 Way Seating Twister - 021**
 Equipment Size 6 x 6 ft
 Safe Play Area 8 x 8ft

KB - 3 Way Standing Twister - 022 ▶
 Equipment Size 6 x 6 ft
 Safe Play Area 8 x 8 ft



◀ **KB - Shoulder Twirl - 023**
 Equipment Size 3 x 1.7 ft
 Safe Play Area 5 x 3 ft

KB - 6 in 1 - 024 ▶
 Equipment Size 11 x 11 ft
 Safe Play Area 15 x 15 ft



INDUSTRIES WE SERVE

Our quality speaks bound for our credibility with clients ranging from various prestigious developers, sports clubs, indoor & outdoor stadiums, international school, government organizations, universities, colleges, resorts, hotels & many more.



Builders & Architect



Sports Club



School



Corporates



Resorts & Hotels



Government Organization

DISCLAIMER

The images shown in the catalogue are the properties of KIDZBEE PLAY. Anyone found using or copying the same shall be legally prosecuted. Product images shown in this catalogue may have some slight changes, because we constantly strive to upgrade our products so that our customers get the best product that is safe to use. Product color displayed in this catalogue may slightly vary from its actual appearance. It is forbidden to smoke or play with fire within the play area. No food, drinks or chewing gum should be taken into the play area. For latest specifications, please contact.





Address : Next to Anmol traders,
Vanganpada on Nh48, Pelhar Phata,
Virar (E), Palghar, Maharashtra
Pin Code: 401208

Business Enquiries : 7770019159 / 7770038877

Email ID : mailus@kidzbeeplay.com

Website : www.kidzbeeplay.com



A UNIT OF SHREE FAB TECH

